



WELCOME, FRIEND

FCS Summer Camp Weekly Newsletter



From the Desk of the Manager

Where did the time go? As we start thinking about our last week of camp and all the preparation we do to restore the building for the academic year it's hard to not feel a little nostalgic.

It's been great to have some of our campers here week after week and get to know them better. I really enjoy sitting in on classes when I can, watching the kids run free, and finally nail that basket in the multipurpose room.

I'm going to miss coaching our CIT's on their resumes and interview techniques yet know they are gaining skills they'll use at some point moving forward. Camp has lifted me after a year of isolation and stretched me in ways I never expected. Thanks for being here, friends.

IN THIS ISSUE

CAMP MANAGER'S MESSAGE TO THE COMMUNITY

A LOOK INSIDE OUR SUMMER CAMP PROGRAMS

CAMP ACTIVITIES YOU CAN TRY AT HOME!

THIS WEEK'S PHOTO GALLERY

ACTIVITY PAGES!

Written by Support Staff
Produced by Danielle Probst



09A1 - Build It!

Led By: Franny Ashcraft

Assisted by: Lindsay Bearden
& CIT Idris

This week we learned what it means to be an engineer. We worked on projects with pipe cleaners, popsicle sticks, playdough, and other building materials.

Engineering requires lots of creativity and problem-solving skills. We had to overcome various challenges to construct their own towers, bridges, and even boats.

09B1 - Sport of the Day

Led By: Crystal Robinson

Assisted by: Alex Andrews

We learned about and played a different sport every day. In the mornings, we worked on sports-related crafts based on the day's theme. Then we learned game rules, practiced drills, and ran scrimmages.

It was really hot this week, so we spent a lot of time in the Multipurpose room playing team games and even made our own team obstacle courses for our friends to try out!



09B2 - The Science of Color

Led By: Sydney Harrington

Assisted by: Lauren Hill

What is color? In this week's Science of Color camp, we found out! We investigated color from both a scientific and an artistic perspective, learning about how our eyes see color, the color wheel, and how mixing paint or light can create new colors.

With our new understanding, we created our own works of art inspired by Van Gogh, Georges Seurat, and the Impressionists.



09B3 - Rising 1/2

Led By: Tess Ross Callahan

Assisted by: Hayley Craig

We spent our week getting ready for first and second grade. We had Shared Reading sessions, practiced our writing skills, played math games, and honed our collaborative problem-solving abilities.

Amidst all of our academic work, we found time to have fun and build relationships by playing games and running through the sprinkler on hot afternoons.



09C1 - Joyful Musical Creation

Led By: Jacob Tuthill

Assisted by: Jessica Anderson

This week in Joyful Musical Creation,. We created our own homemade instruments, we learned how to create rhythms and melodies, and we build our ensemble skills by practicing together and focusing our listening.

We jammed, improvised, and practiced all week, culminating in our final performance on Friday.


09C2 - Puppy Love

Led By: Maria Galeano

Assisted by: Nicholas Lugo

It was all about animals and animal care this week in Puppy Love. We adopted stuffed animals and learned everything about how to be a responsible pet owners.

Together we studied the needs of different kinds of pets, made pet toys and treats, and practiced giving our pets the right kind of food, exercise, entertainment, and environment to be healthy and happy. It takes a lot of work to care for an animal, but the reward is their love, which comes back to us.



09D2 - Vineyard App Camp Coding & Strategy Games

Proctored By: Han Pham

With Zoom lessons from a coding professional and our love of video games, we designed, coded, and released our very own mobile games this week!

In addition, we practiced our coding independently, played strategy games, solved puzzles and riddles, and used our problem-solving skills to strategize in a variety of game situations.



Try this @Home!



Watts Towers

The Watts Towers are a fascinating folk art installation in Los Angeles built entirely by Simon Rodia and decorated with mosaics made of found objects. You can create your own version at home.


Using cardboard with 3-5 holes pre-punched, feed a pipe cleaner through each hole. Secure the pipe cleaner at the bottom using tape. Now string beads or charms onto the pipe cleaners to create a colorful tower. Once completed, you can bend and shape the pipe cleaners into shapes or keep them straight up to create your own version of this well known Los Angeles landmark.

Create a Sports Self-Portrait

Envision yourself as a baseball player! Print out the linked coloring sheet and add your face to the picture.

Color in the uniform with your team colors and logo. Don't forget to include your number!

[Link to Coloring Page](#)



Try this @Home!



VR Van Gogh

Do you want to experience Vincent Van Gogh's "Starry, Starry Night" as a 3D image you can walk into? All you need is a smartphone, a cardboard VR headset, and the link below!

We loved getting to see the stars, streets, buildings, and trees come to life in this famous painting.


[Link to Video](#)



Magnetic Word Wall

You can practice creating new words at home in a fun and interesting way. Try a magnetic word wall! For an at-home alternative, baking pans make great magnetic boards.

Students can combine vowel, consonants, and word endings to spell out sight words, sound out new words, and have fun creating silly nonsense words by rearranging the letters!



Try this @Home!



Custom Instruments

Expensive equipment isn't needed to make music. Recycled items are wonderful materials to work with. To make maracas, fill a clean container (we've used red solo cups in our photo) with small materials like beans, beads, rice, or gravel. Experiment with different sizes, shapes, and substances to get a sound you really like.

Tape a lid or cardboard over the top of your container, attach handles, and you're ready to shake and rattle your own unique rhythm!

Homemade Dog Biscuits

Next time you want to give your dog a treat, try making these simple wholesome biscuits yourself instead of buying them.

This easy recipe includes just flour, water, and eggs with optional dog-friendly add-ins of mashed banana, sweet potato, pumpkin puree, or nut butter.



[Check out the dog biscuit recipe here!](#)



Try this @Home!



Games Without Screens

Even in our screen-based, high-tech Coding Camp, we remember to engage our social side and give our brains a break by taking time to connect with our friends face-to-face to play old fashioned board games.

Plan your next board game break with oldies-but-goodies like our campers playing Stratego here, or new classics like Ticket to Ride, Apple-to-Apples, or Bananagrams.

Raising Pets

In the Puppy Love camp, they covered not just dogs and cats, but other kinds of pets as well! One of the first things we've learned about being a pet owner is to be responsible for their health and well-being as a long-term commitment.

Our guinea fowl keets become adults after about 6 weeks after hatching. Pretty soon, they'll be able to leave the coop and eat up the ticks in our backyard! In return, we will provide a safe home for them and give them additional food to make sure that they're healthy and happy.






Did you know that Megan designed our camp logo?

Additional thanks to:
Magdalena Duhagon (Office Manager)
Sheldon Henry (Director of Technology)
Dan Miller (Facilities Manager)
Irma Guillén (Daytime Custodian)
Lauren Mines (School Nurse)

Namaste.





Our Support Staff this week:

- Gillian Rosenzweig-Stein
- Hayley Craig
- Julian Craig
- Kim Lugo
- Samantha McKay



Spot the Difference!



Session 09 Word Search

Q	J	B	U	I	L	D	M	V	T	R	B
G	A	M	E	S	C	I	E	N	C	E	L
F	C	M	A	C	O	L	O	R	Y	F	O
S	P	O	R	T	P	U	P	P	Y	H	C
C	S	P	R	I	N	K	L	E	R	X	K
A	P	E	T	S	J	M	A	T	H	V	S
Y	M	X	E	X	C	O	D	I	N	G	H
I	N	S	T	R	U	M	E	N	T	Y	H

Find the following words in the puzzle.
Words are hidden → and ↓ .

BLOCKS
BUILD
CODING
COLOR
GAMES

INSTRUMENT
MATH
PETS
PUPPY
SCIENCE

SPORT
SPRINKLER

Click here for a video slideshow!



FCS Summer Camp
SESSION 09 VIDEO SLIDESHOW

See you next week!

10A1 - Shipwrecked!

10B1 - Prehistoric Adventures

10B2 - The World of Eric Carle

10B3 - Rising K

10C1 - Summer Blossoms

10C2 - Escape Rooms & Puzzles